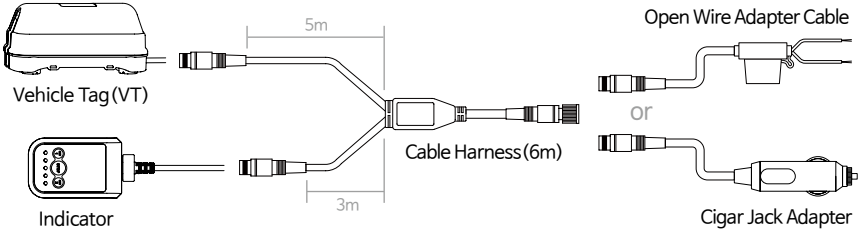
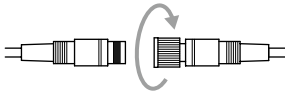


# 5. Installation

**! Caution!** It is highly recommended to install IPAS with the power off. Turn on the power after connecting all products.



\* Normal operation : Green Flash ON after turning on the power.




\* **Caution!** Wind up cable terminals to properly connect them. Disregarding this caution, it may cause a malfunction caused by liquid matters.

## Setting Tips

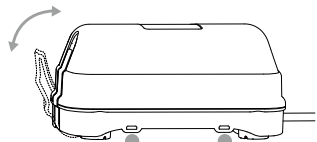
It is more desirable to install VT in a 360 ° open space for example on top of cabin, rather than a space inside cabin. This product, as a wireless frequency (RF) device, is better communicative in operation in an open space.

KIGIS IPAS is designed with the customer in mind for easy installation without the help of an installer. The powerful magnet can be attached easily on VT floor without damaging the vehicle and it is also convenient to detach with detach lever. It can be easily installed by using cable ties in case of no magnet on vehicle.

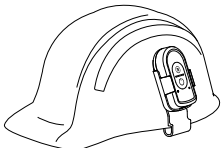


Magnetic Pad : Easy to install

Detach lever : Easy to detach from vehicle by pulling the lever as shown



Fastening Tie Hole



Pedestrian Tag Helmet Clip